

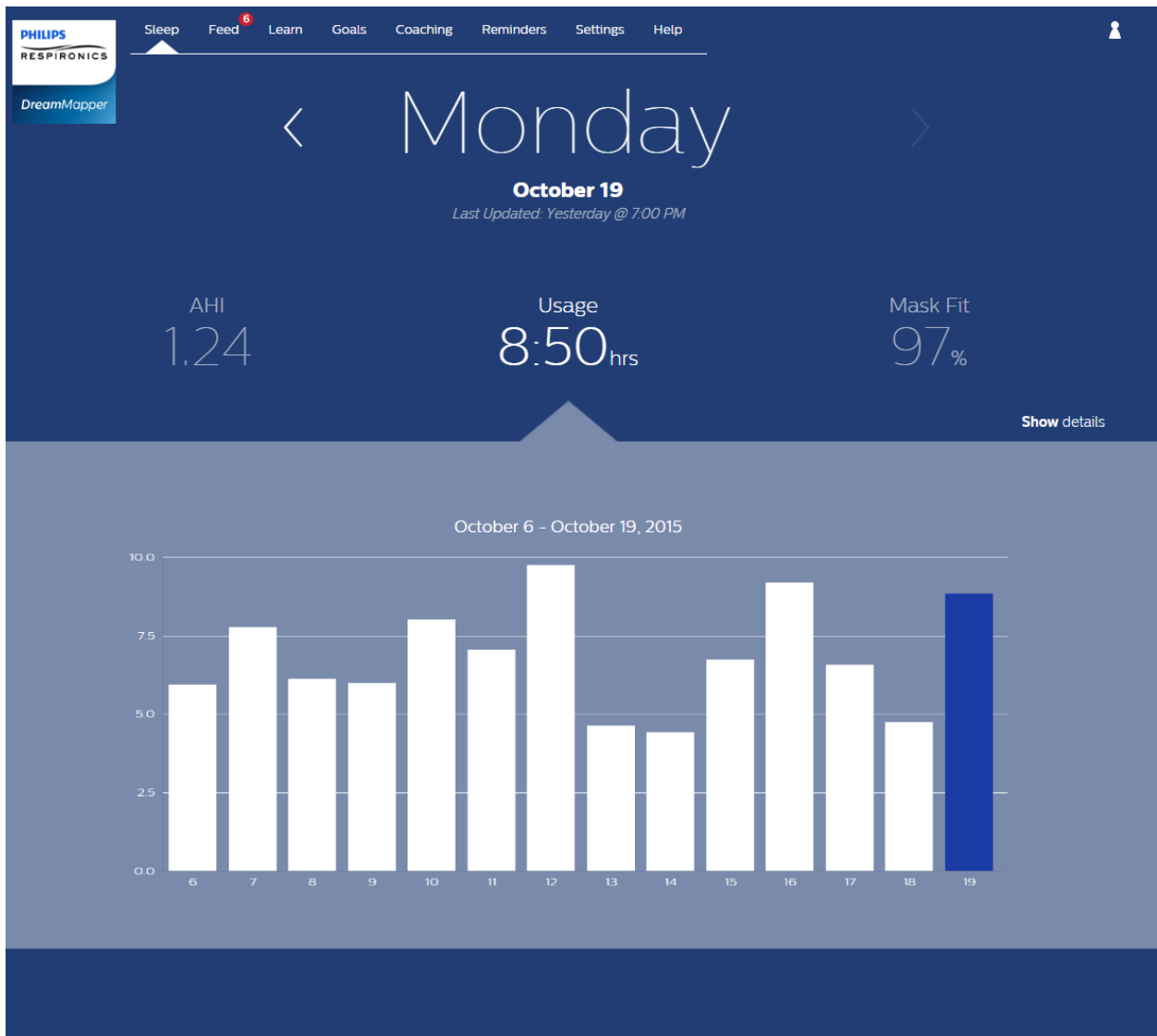


Welcome!

Welcome to DreamMapper, the next generation of the SleepMapper app from Philips. Here are a few tips to introduce this exciting new app.

Arriving at the page

When you first log on to DreamMapper the “Sleep” screen is displayed. The date defaults to the current date. Data is presented in one of three categories: AHI, Usage, and Mask Fit. Usage is the default category. The graph below each category shows the values for a 14-day period that includes the displayed day. The graph highlights the currently-selected day in dark blue.

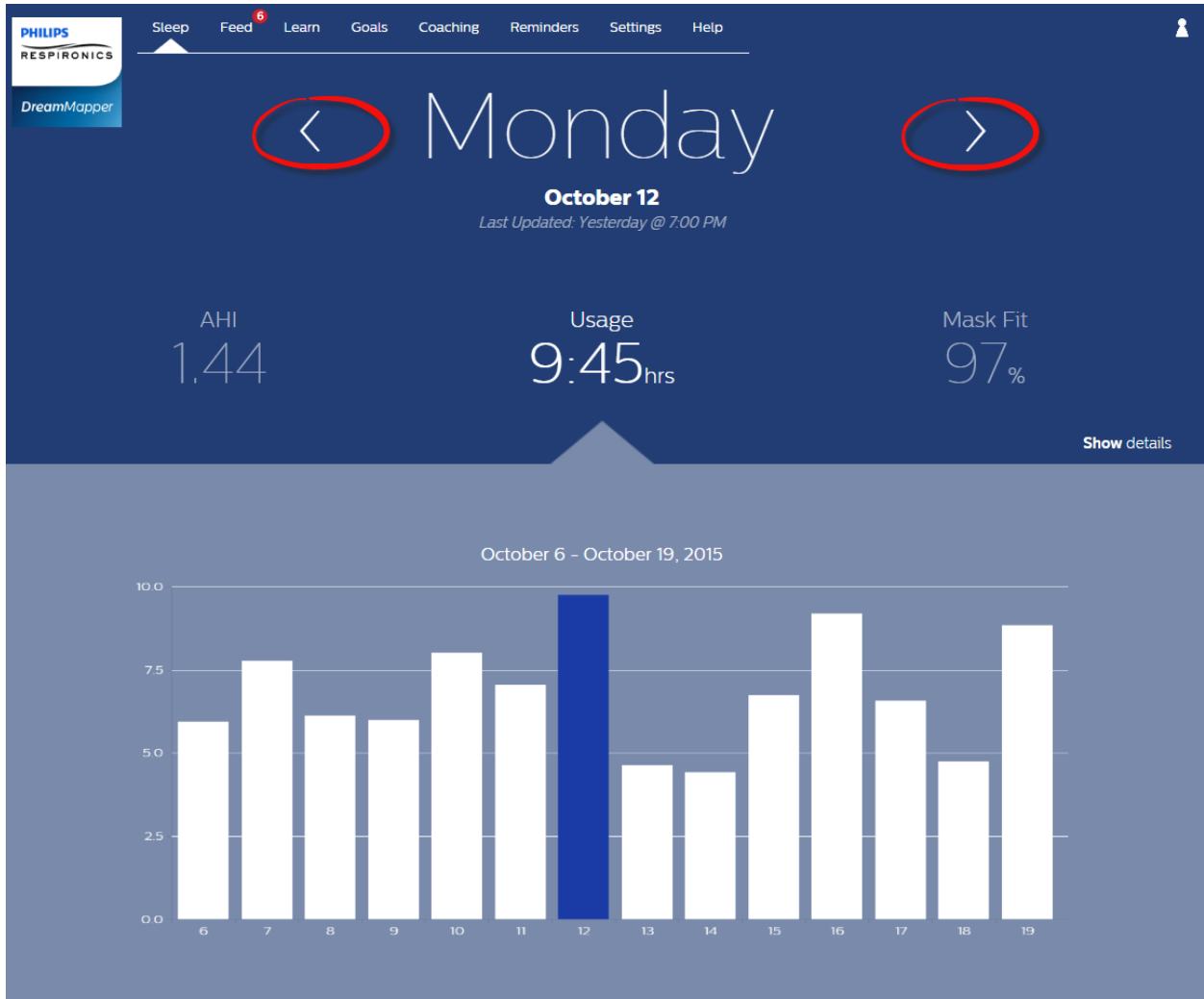




How to navigate

Changing the Date: Click the chevrons

To go backward or forward in time, click the chevrons (“<”, “>”) located beside the date. As you change the date, the highlighted bar in the graph reflects the selected date. DreamMapper can show data from any date between your registration date and today.

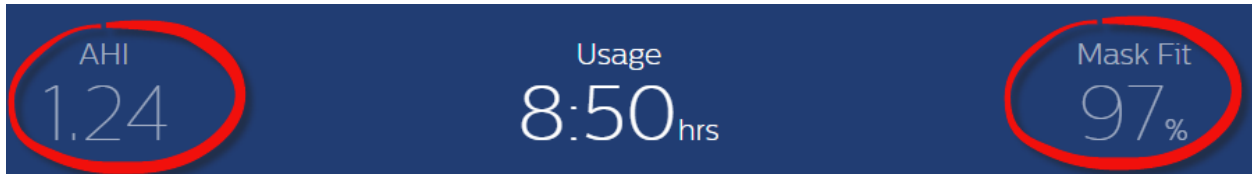




Changing Data Categories

To change the category and graph: click the desired category

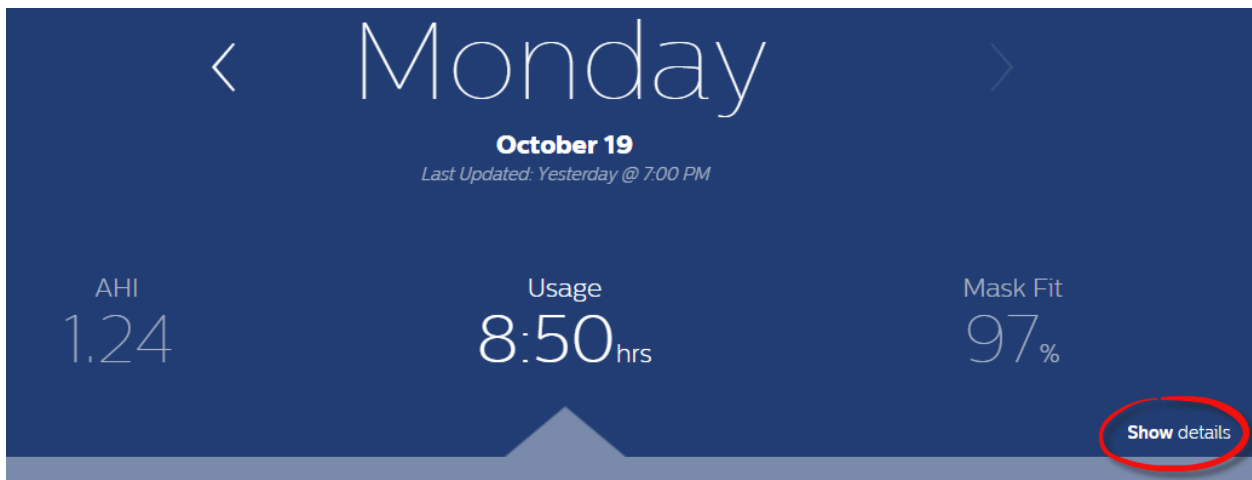
To view your AHI or Mask Fit details click on the label or value for the category. Performing this action also changes the graph.



See Additional Details

To see more information: Click Show details

To see additional details for a specific day click on “**Show details**”. When clicked the page expands and additional details are shown. To go back to the original view click “**Hide details**”.





To go back to the simplified view: Click Hide details

AHI		Usage		Mask Fit	
1.24		8:50 hrs		97%	
Total Central Apneas	2	Min Pressure	6.5cmH2O	Total Disconnects	3
Total Obstructive Apneas	6	Max Pressure	13.0cmH2O	Large Leak Time	0:15hrs
Total Hypopneas	3	Device Mode	AutoCPAP	% of Night in Large Leak	2.9%
Best Night	October 17	Ramp	On	Best Mask Fit	October 10
14-Day Average	4	Ramp Time	5min	14-Day Average	75% fit
		Ramp Start Pressure	4.0cmH2O		
		Goal	0.00 hours		
		Best Usage	September 19		
		14-Day Average	6:50 hours		

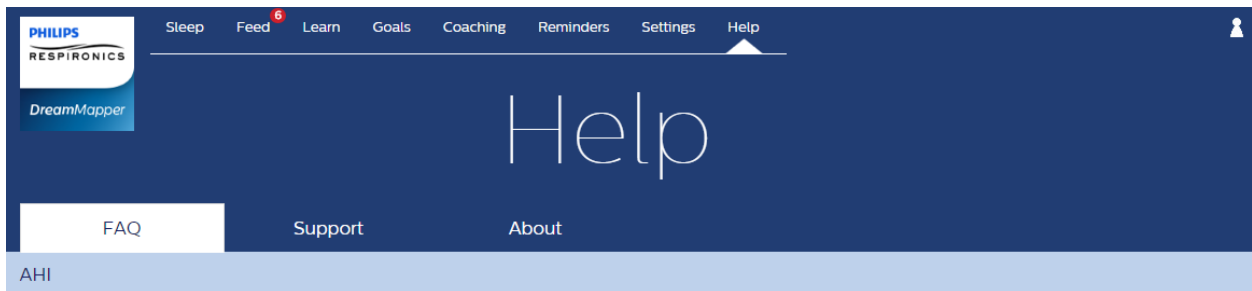
[Hide details](#)



Help

Help – FAQ section

Some of this information may be new or unfamiliar to you. By going to the Help menu you can find definitions for all the fields displayed in the FAQ tab in the Help section.



What is AHI?

Each time you experience an apnea or hypopnea, you receive reduced (or no) airflow for at least 10 seconds. AHI stands for Apnea Hypopnea Index and it is a way to measure the average number of Apneas and Hypopneas that occur each hour. With AHI, lower is better.

What is Clear Airway Apnea?

An apnea is detected when there is an 80% reduction in airflow from a baseline for at least 10 seconds if there is no airflow detected for 10 seconds. During the apnea, one or more pressure test pulses are delivered by the device. The device evaluates the response of the patient to the test pulse(s) and assesses whether the apnea has occurred while the patient has a clear airway or an obstructed airway. The airway is determined to be clear if the pressure test pulse generates a significant amount of flow; otherwise the airway is determined to be obstructed. When the airway is clear then a Clear Airway Apnea event is recorded.

What is Obstructed Airway Apnea?

An apnea is detected when there is an 80% reduction in airflow from a baseline for at least 10 seconds if there is no airflow detected for 10 seconds. During the apnea, one or more pressure test pulses are delivered by the device. The device evaluates the response of the patient to the test pulse(s) and assesses whether the apnea has occurred while the patient has a clear airway or an obstructed airway. The airway is determined to be clear if the pressure test pulse generates a significant amount of flow; otherwise the airway is determined to be obstructed. When the airway is obstructed then an Obstructed Airway Apnea event is recorded.

What is a Hypopnea?

An episode of overly shallow breathing or an abnormally low respiratory rate. Our auto algorithm establishes a baseline of patient flow based on a moving flow signal window. When your device detects a hypopnea as a 40% reduction in flow lasting at least 10 seconds, followed by a recovery breath then a Hypopnea event is recorded.

What is Best Night?

Your best AHI night over the displayed data window. This window will be 14 days on the web and 7 days on the mobile apps.

What is a 14-Day Average?

Your average AHI over the displayed data window. This window will be 14 days on the web and 7 days on the mobile apps.

Mask Fit



Help – Support section

If you still have difficulty using DreamMapper, please look under Help-Support to find Philips' contact information. We want you to love DreamMapper as much as we do.

PHILIPS
RESPIRONICS
DreamMapper

Help

FAQ Support About

PHILIPS

Philips Respironics
1010 Murry Ridge Lane
Murrysville, PA 15668
1 (855) 699 - 6276
1 (724) 387 - 5036
dreammapper.support@philips.com



Respironics, Inc.
1010 Murry Ridge Lane
Murrysville, PA 15668
Telephone: 1(855) 699-6276
E-mail: dreammapper.support@philips.com

1125924 R00

RPM 10/20/2015