

PHILIPS

Clinical repository

Integration. Consolidation. **Protection.**

Imaging interoperability,
across all departments



Consolidate your departments and create an **imaging health record**

One of the fastest-growing developments in healthcare is the integrated care path for patients. This approach to complex pathologies is evolving from the traditional model, in which a reference clinician managed the entire diagnostic and therapeutic process by gathering information from numerous specialties. Using the Clinical Repository module within the Philips Clinical Collaboration Platform, clinicians can access a single view of a patient's journey. But the Clinical Repository is more than a vendor-neutral archive. It's a single source of imaging information used to create the Imaging Health Record, drive value and support decision-making.

Advantages at a glance

- Archive and access structured and unstructured data with metadata tagging of unstructured data for searchability.
- Acquire meaningful clinical context.
- Manage the information lifecycle to contain costs while preserving access to longitudinal data.
- Enable interoperability via a hardware-agnostic, standards-based repository for all your imaging data.
- Scale and extend the Clinical Repository to serve multi-site and regional installations.
- Connect with the EMR via an embedded HL7 engine.
- Capture and integrate images, videos, or waveforms with related patient records using the mobile Web app.
- Enhance data reliability and protect from cyberattacks with Advanced Data Security mechanisms.

Simple and easy imaging harmonization

The archive module is virtualized to allow sharing and consolidation of the storage infrastructure and to deliver precise, centralized universal data management. No matter where the images and data are stored or where they originated, the archive can provide the patient's longitudinal clinical record across the entire healthcare enterprise.

Integration is supported through standard means and protocols such as HL7, DICOM, non-DICOM, IHE (including XDS, XDS-i) and WADO. PIX, PDQ and MPI support provides patient data integrity when working in a multiple patient ID environment and presents a seamless patient longitudinal record to the end user.

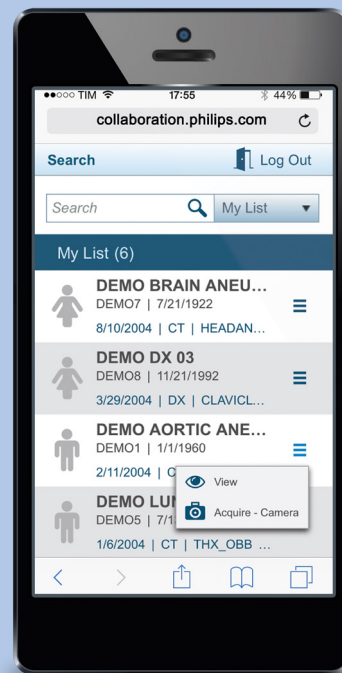
When working with legacy platforms that have proprietary workflow, the archive module provides extensive tag-morphing to allow every type of data to be handled efficiently. It also has the capability to intelligently connect existing platforms to present single patient worklists to the clinician, without replacing existing archives, further reducing the need for costly and time consuming migrations.

Acquire images in mobility

Capture data from any device

Enable healthcare professionals to build the Imaging Health Record with medical photos, videos and emergency images captured using any Web-enabled device (including smartphone and tablet) and directly connect that data to a patient's Electronic Health Record.

An easy automated workflow will support clinicians to manage encounter-based data and integrate images and videos with patient records. Captured imaging data will be stored directly to the archive and linked to the Electronic Health Record for immediate reference.



Protecting your most valuable asset

The archive module is designed with multiple layers of security and redundancy for data protection. Data access can be granted or restricted on an individual basis, based on assigned permissions.

Data reliability helps prevent data loss so data can be available to users when they need it. This embraces High Availability (HA), Business Continuity (BC) and Disaster Recovery (DR) plans, backup policies, HW resilience and processes to provide data that is coherent (and complete) with what was stored in advance.

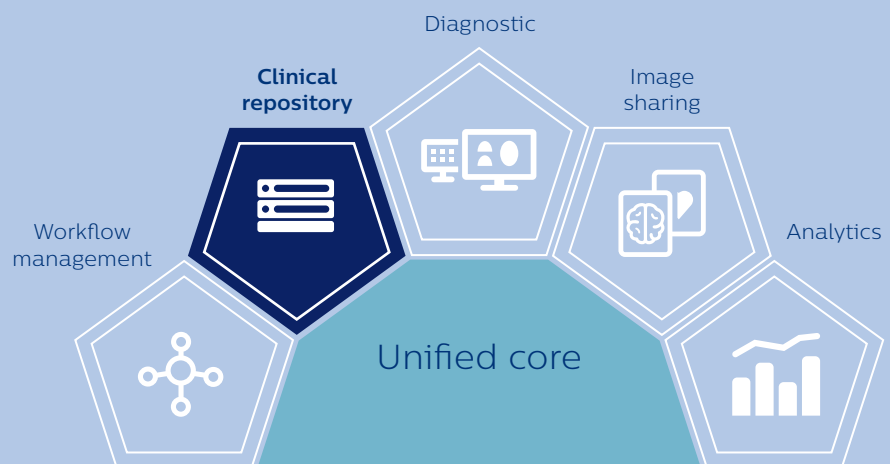
Cybersecurity prevents unauthorized or malicious access from outside the organization, helping to secure data in transit (on the network) or at rest (when stored off the network) as well as manage vulnerabilities.

Data access presents only the data relevant to users through access control, auditing (tracking activity) and connection to consent management solutions.



Connecting people and data

Philips Clinical Collaboration Platform establishes an interoperable clinical data ecosystem – connecting professionals with the imaging data they need across the continuum of care. This modular, multi-site, multi-domain standards-based Enterprise Imaging solution enables real-time, on-demand access to holistic clinical data for those involved in the care journey, including the patients.

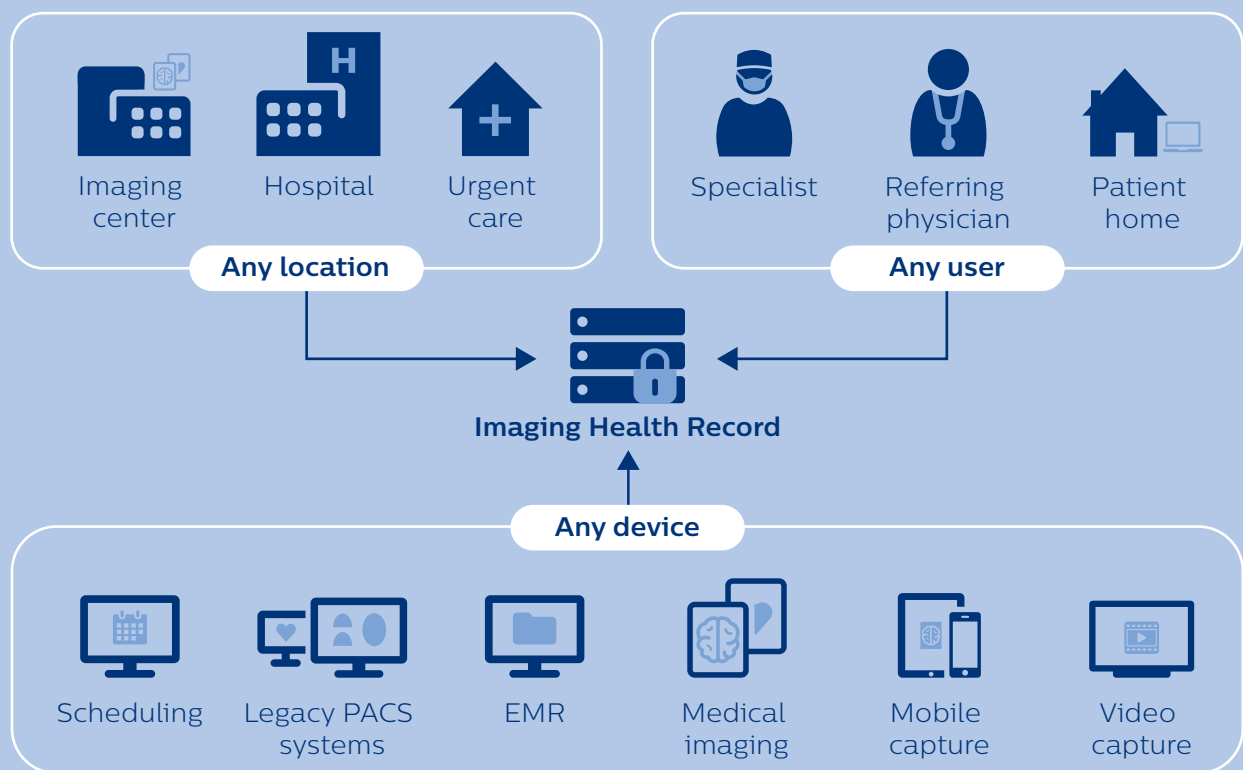


Efficiently manage your data lifecycle

The archive “understands” the data and can automatically provide intelligent Clinical Information Lifecycle Management (CILM) capabilities that are tailored to the needs of each healthcare provider and each type of data. User-defined rules strike a balance between the clinical need for information over time and the desire to achieve the lowest storage costs possible.



Universal Access



Unify imaging across clinical service lines



Interoperability

- Native HL7 and DICOM engines
- DICOM and HL7 tag morphing and mapping
- Advanced XDS capabilities
- Native data migration engine
- Journalized data integrity
- Patient identity cross-reference, PIX manager support
- MPI integration support
- Simple Web-based user interfaces
- Image exchange as a feature for telemedicine
- Hardware independence



Storage neutrality

Support for:

- DICOM content storage
- Image storage (JPEG, BMP, TIFF, PNG and other)
- Video storage (MOV, WMV, MP4 and other)
- Document storage (PDF and others)
- Other objects



Advanced services

- Independence from the infrastructure
- Information Lifecycle Management (ILM)
- Pre-fetching/auto-routing (point to multi-point) post fetch
- High availability and business continuity
- Order updates, merges and deletes (Native, IOCM and Web Services)
- Data capture from any mobile device (Apple, Android and Windows)



© 2019 Koninklijke Philips N.V. All rights reserved.
Philips Healthcare Information Solutions
(formerly a Carestream Health business).
CARESTREAM is a trademark of Carestream Health.
KLAS is a registered trademark of KLAS Research.
All other trademarks are the property of Koninklijke
Philips N.V. and their respective owners.

www.philips.com/collaboration
4522 991 53501 * OCT 2019